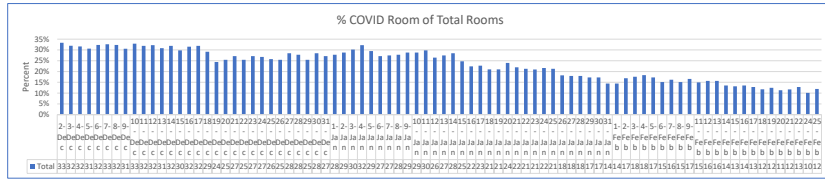


Midland Health COVID-19 Summary Statistics

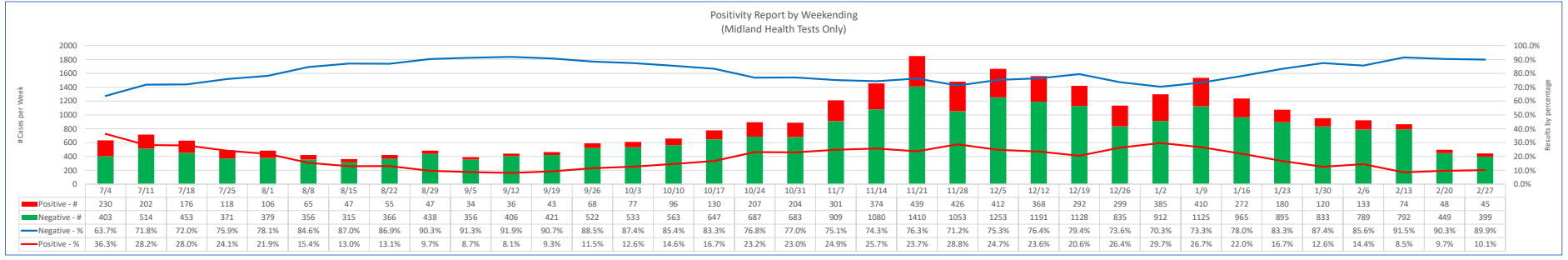
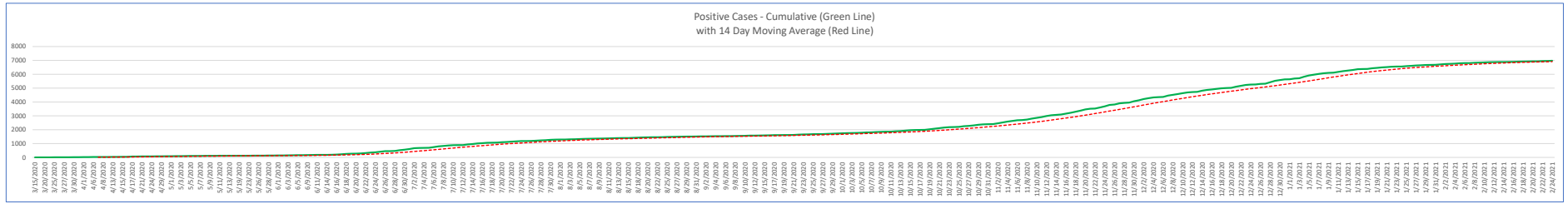
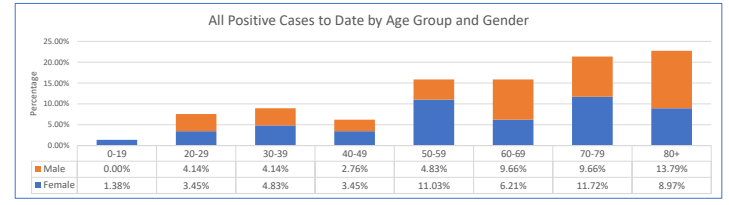
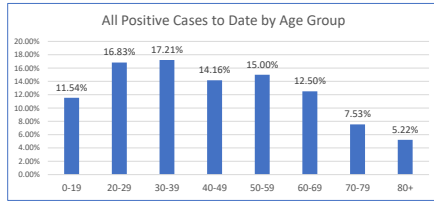
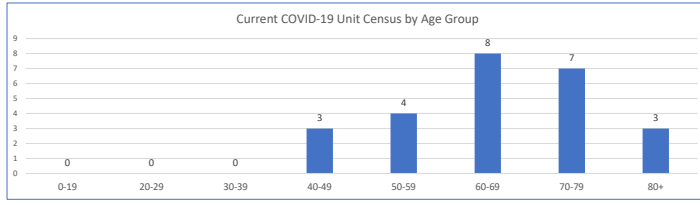
Last Update: 02/25/21 07:05 AM

Current Hospital Census (All COVID Inpatients)					
Unit	Rooms Assign	Active COVID	Convalescing COVID	% Unit Occupied	7-Day Average
COVID-CCU	15	10	3	87%	87%
COVID-MED	22	14	4	82%	73%
COVID Total	37	24	7	84%	80%

Inpatient Room				
Rooms Occupied	% Occupied	7-Day Average	7-Day Average	7-Day Average
Hospital Occup	260	213	82%	81%
COVID % of Capacity			12%	12%

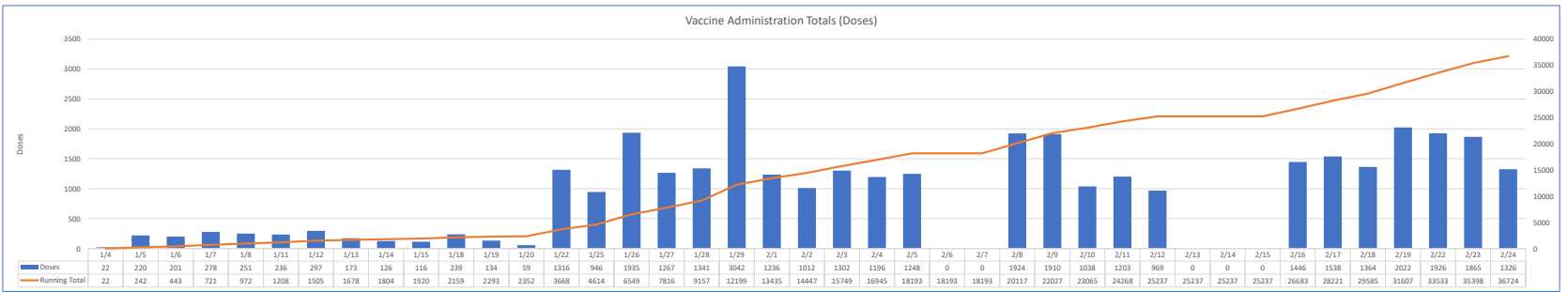


Current Ventilator Usage	
Unit	In-use
CCU	8
COVID-CCU	7
COVID-MED	0
Total	15



12/17/2020 - Convalescing COVID-19 Inpatients Added to Dashboard Totals
 Convalescing COVID-19 patients have tested positive over 20 days ago and no longer require isolation (per CDC guidelines), but still require hospital care to treat complications caused by the COVID-19 virus

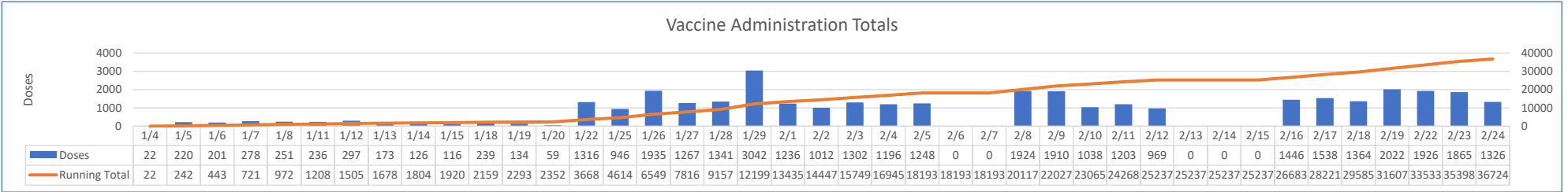
Vaccination Totals	
This Week	5117
Last Week	6370
This Month	24525
Last Month	12199
Total	39046





COVID-19 Vaccination Administration Report

Last Update: 02/25/21 07:05 AM



Location	Yesterday	This Week	Last Week	This Month	Last Month	Total
Midland Health - Casa De Amigos			30	102	30	132
Midland Health - Dialysis Center				267		267
Midland Health - Employee Health	9	116	149	479	3,027	5,828
Midland Health - Encompass Rehab			23	32	24	56
Midland Health - Field's Edge			3	3	9	12
Midland Health - Fort Davis (Jeff Davis Co.)				405		405
Midland Health - Garden City	183	183		373		373
Midland Health - Golf Course Road CC		1,380	1,925	3,305		3,305
Midland Health - Horseshoe Arena	1,049	3,300	4,108	17,883	5,566	23,449
Midland Health - Manor Park				228	212	440
Midland Health - Marfa (Presidio Co.)				504		504
Midland Health - Midland Christian (School)			60	60	60	120
Midland Health - Midland Homebound		9		33		33
Midland Health - MISD	25	25		50	175	225
Midland Health - Parker Place	30	30		30		30
Midland Health - Polo Park		44		44		44
Midland Health - Santa Rita Senior Center				41		41
Midland Health - SE Senior Center			36	36	36	72
Midland Health - Senior Life	30	30		60		60
Midland Health - Senior Link				48		48
Midland Health - Trinity (School)			36	36	36	72
Transfer - Big Bend Regional (Alpine, Brewster Co.)			-	-	600	600
Transfer - Graham's Pharmacy (Midland)					198	198
Transfer - HEB Wadley (Midland)					42	42
Transfer - Lubbock Covenant				150		150
Transfer - Marfa Country Clinic				50		50
Transfer - Martin County Hospital					696	696
Transfer - Presidio County Health Services (PCHS)					402	402
Transfer - Scenic Mountain					798	798
Transfer - West Texas Allergy (Midland)				306	288	594
						39,046